

SCADDAN PRIMARY SCHOOL

Newsletter 13. 2016

PO Box 7


Phone: (08) 9075 6055

SCADDAN WA 6447

Fax: (08) 9075 6028

Email: Scaddan.PS@education.wa.edu.au

Website: www.scaddanps.wa.edu.au



Important Dates

WEDNESDAY 30 NOV

Lunches

THURSDAY 1 DECEMBER

Genius Hour at Salmon
Gums P.S

FRIDAY 9 DECEMBER

Year 6 Reward/Leavers
Day

FRIDAY 9 DECEMBER

School Council Meeting
at 7:30am

TUESDAY 13 DECEMBER

End of Year Concert &
Graduation Ceremony

WEDNESDAY 14 DEC

Reports Home

THURSDAY 15 DEC

Last day of school—
students

**MONDAY 30 JANUARY
2017**

First day of school—
Teachers

WEDNESDAY 1 FEB 2017

First day of school—
students

From the Principal:

The end of year is in sight, but lots of exciting things are still happening at Scaddan!

It's a girl!

Mrs Castelli and her husband Blair welcomed a baby girl! Lola Marie Castelli was born 22 November at 3:27am weighing in at 7lbs 9ounces. Congratulations to the whole family!

Class Structures 2017

After thoughtful consideration of our school enrolment figures and students' needs, in 2017 our school will offer K-2 and 3-6 classrooms with flexible groupings for Literacy and Numeracy. Our aim at Scaddan Primary School is to provide a targeted curriculum based on individual learning needs. Utilising flexible groupings during Literacy and Numeracy provides us the opportunity to achieve this. If you would like more information, please call for a chat.

Busy Bee

As part of our 2017 planning process, we have been looking at ways to maximise use of the fantastic buildings and infrastructure available at our school. Next year, our Junior Room will be run from the purpose built Early Childhood Centre. This move will allow us to maximise the use of indoor and outdoor space as well as providing hygiene and ablution facilities that are appropriate for the size and age of the children in the room. The Senior Room will run from the current Junior Room. The back part of this room will be set up as a whole school multi-purpose room that classes can make use of during normal class time. The current Senior Room will be transformed back into a Library and Resource Centre. This is the intended use of the building and will provide Mrs Wandel with the opportunity to create a fantastic area for our students that will foster an enjoyment of reading.

After discussion about this with the P&C, we will need support for these changes to happen! On Sunday 22 January 2017 there will be a Busy Bee. Parents are encouraged to come and help move things around in preparation for the new school year from 9am. It would be great to see as many people there as possible!

End of Year Concert and Year 6 Graduation- Tuesday 13 December

The End of Year Concert is fast approaching and the students are eager to present their item. The concert will be held at the school with supper and refreshments at the Country Club after. On this day the bus will collect students at 12pm to take them home. Students are asked to be back at school at 4:15pm, in full costume, for a 5:00pm start. Students are asked to bring their formal school uniform (white shirt and blue bottoms) to change into afterwards.

Pride ~ Excellence ~ Respect ~ Nurturing

Internal Assembly and Student Leader Speeches

On Thursday 8 December, we will be holding an Internal Assembly to hand out Merit Certificates and SCRIBIT Awards at 1pm. This will also where our Year 4 and 5 students will present speeches to be considered for Student Leader positions for 2017. If you are free, you are more than welcome to join us!

Genius Hour and David Beard Workshops

On Thursday 1 December, our students will travel to Salmon Gums PS to celebrate the work we have completed on our projects on the theme 'Philanthropy'. Parents of junior and senior students are invited to attend! Following this David Beard, who is a well-being expert, will running a workshop for staff and community members. This is a free workshop that will run for about an hour. Please return your permission slips ASAP! Just a friendly reminder that lunches will be on Wednesday for this week due to this activity.

Kindy and Senior Room Transition Day

Last Tuesday, our new Kindergarten students for 2017 came to school for the day! Aidan, Sophie, Kiana and Ethan got to participate in art, craft, painting, sport and ICT activities. Well done to Mrs Guest for organising a fantastic Transition Day and we look forward to seeing our new students next year! We also gave our Year 2 students a taste of life in the Senior Room. Mrs Cleary organised an awesome STEM activity that had students working in cooperative groups. A tremendous day had by all!

High School Transition Day

It's that time of year again when we get ready to farewell our Year 6 students to high school. In preparation for their big move, Bianca, Ashleigh, Annika and Asha went to their new schools last week for a transition day. Look further on in the newsletter where the Year 6s talk about what they liked the most about their day!

Voluntary Contributions and Charges and Booklists

Last week, you would have received your Voluntary Contributions and Charges and Booklists for 2017. Parents are reminded that the Esperance Boulevard Lottery Centre and Newsagency is only a recommended supplier for the items on the Booklist. Parents can source items from another supplier if they wish. If you need another copy of either of these forms please let Mrs Berry know.

Kind regards,

Reece Smith | Principal

29 November 2016



★

★

VALUES STAR

★

★



Lucy

"For consistently demonstrating our core values in the classroom."

WHO HAS RECEIVED A VALUES TOKEN THIS FORTNIGHT?

Pride

Ashleigh
 Asha
 Paige
 Neela
 Toby
 Alby
 Luca
 Bevan
 Tess
 Dustin
 Stella
 Caitlyn
 Annika
 Lucy
 Zain
 Mitch
 Maggie
 Stella
 Thomas
 Oliver

Excellence

Bevan
 Annika
 Luca
 Ashleigh
 Toby
 Thomas
 Dustin
 Oskar
 Neela
 Tess
 Lucy
 Oliver
 Mitch
 Zain

Maggie
 Tess
 Bridie
 Lucy
 Thomas
 Paige

Respect

Lucy
 stella
 Bevan
 Dustin

Nurturing

Year 6 Transition Day—Friday 25 November

The best things about high school transition day was getting to make a surf board out of acrylic, getting to meet new people, doing what high school kids do and being able to see the site. I also liked doing the treasure hunt at the end of the day where we had to find our way around the school by ourselves.




Bianca

The best thing about the transition day was doing science. Science was so much fun! I got to make 3D bubbles, paper aeroplanes, make chemicals turn red, purple and green. We also got to make a dark red chemical turn light green, then dark red again. My favourite experiment was the 3D bubbles because the bubbles could go in all different shapes. **Ashleigh**



The best thing about transition day was doing cooking. In cooking my group we made afghans. They were yummy chocolate tasting biscuits with a yummy freckle on top. I made nine of them and I ate them all on the bus. I had the best day ever meeting new people. **Annika**

The best thing about high school transition day was science. Because we got to use homemade bubbles, chemicals and mixtures to make different colours. **Asha**

Transition Day in The Senior Room



Last Tuesday we had our transition day. The senior room worked cooperatively using problem solving and design skills to help 'Harry' get a new perch. We then presented our structures and ordered them in height and rated them on safety.



Physical Education

Students have been learning Volleyball. We have been practicing how to serve, dig and set. There has been some great displays of sportsmanship during whole school games.

During Health, student have been learning about healthy choices and creating posters to inform and persuade people to make the right choices for their bodies.



NOTE:

School Play

There will be **full dress rehearsals** on Wednesday and Thursday of next week (week 9).

Stephanie Alexander Kitchen Garden Program

Week 7 saw the junior students cook some delicious rosemary focaccia bread! While the juniors were busy cooking up a storm in the kitchen, the seniors worked hard with Mr Smith and Mrs Hartley to create some much needed shade structures for our vegie patch! An awesome effort by everyone!



Focaccia

Season: All
Serves: 30 tastes or 6 serves at home

This recipe provides a tactile experience, with the children using their fingers to create indents before baking. For topping ideas, see the seasonal produce combinations on page 16.

EQUIPMENT

metric measuring scales, jug and spoons
bowl – 1 small, 2 large
mixing spoon
pastry brush
2 clean tea towels
baking tray 30 x 20 cm
baking paper
fork
baking paper
chopping board
cook's knife
serving platter

INGREDIENTS

300 ml lukewarm water
1 tsp honey
500 g plain white or bread flour, plus extra for dusting
2 tsp dried yeast
½ tsp salt
olive oil, for oiling the bowl and brushing the top of the focaccia



WHAT TO DO

- Preheat the oven to 200°C.
- Combine the water and honey in the small bowl, and stir to dissolve the honey.
- Mix the flour, yeast and salt in a large bowl until well combined. Make a well in the centre of the flour, then pour the water and honey mixture into the well.
- Stir the dry and wet ingredients together with your hands, mixing to form a heavy dough.
- Sprinkle a little flour on a dry, clean surface. Tip out the dough and pat all the pieces into a pile. Squash it down and form into a large ball. Knead the dough for 5 minutes.
- Lightly oil a large bowl and place the dough inside. Cover the bowl with a tea towel and leave for 30 minutes in a warm spot.
- Line a baking tray with baking paper. Push the centre of the risen dough down, to release the air. Tip the dough onto the baking tray. Spread the dough out into a rectangle shape roughly 30 x 15 cm.
- Make indentations in the dough using your fingertips (so it is completely covered in indentations), then prick the dough all over with a fork.
- Brush the dough with olive oil and cover with any seasonal toppings you are using. Rest it on the tray for 20 minutes. Bake it in the oven for 20 minutes or until toppings are golden brown.
- Remove baking trays from the oven and allow the focaccia to cool. Cut it into slices and place it on a serving platter.



Focaccia goes beautifully with:
Dukkah, page 55
Carrot & Coriander Dip, page 67



Cascade Primary School has a Manager of Corporate Services (3 days per week) and a School Officer (1.5 days per week) position coming up. Positions will be advertised as one position but are willing to split.

Please keep an eye out on the government jobs website www.jobs.wa.gov.au or you can email the Principal Debra Hayes at Debra.hayes@education.wa.edu.au to express an interest.